

# SPECIFICATION FOR APPROVAL

Product Name	RADIAL CHOKE COIL (LEAD FREE)	Page	1
Tai-Tech Part No.	S1823 STANDARD SERIES		

## 1. CONFIGURATION & DIMENSIONS :

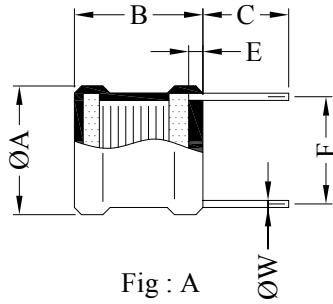


Fig : A

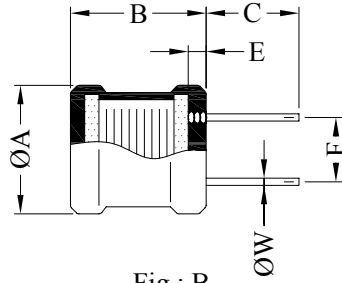
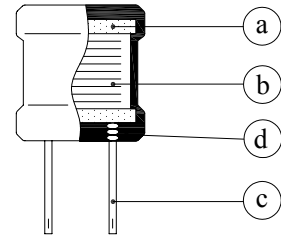
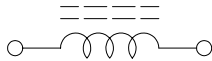


Fig : B

A	: 18.0 MAX.	m/m
B	: 23.0 MAX.	m/m
C	: 15.0±5.0	m/m
E	: 3.0 MAX.	m/m

## 2. SCHEMATIC DIAGRAM :



## 3. MATERIALS :

NO.	DESCRIPTION	SPECIFICATION	REMARK
a.	CORE	DR FERRITE CORE	
b.	WIRE	ENAMELLED COPPER WIRE	
c.	LEAD	TINNED COPPER WIRE	
d.	TUBE	SHRINKABLE TUBE	

## 4. GENERAL SPECIFICATION :

- a. THE INDUCTANCE DROP AT RATED CURRENT IS 10% MAX.
- b. TEMP. RISE : 45°C MAX. AT RATED CURRENT.
- c. STORAGE TEMP. : -40°C ----- +125°C
- d. OPERATING TEMP. : -25°C ----- +80°C



**RoHS Compliant**

*NOTE : Specifications subject to change without notice. Please check our website for latest information.*

22.08.2006



TAI-TECH ADVANCED ELECTRONICS (S) PTE LTD

# SPECIFICATION FOR APPROVAL

Product Name	RADIAL CHOKE COIL (LEAD FREE)	Page	2
Tai-Tech Part No.	S1823 STANDARD SERIES		

## 5. ELECTRICAL CHARACTERISTICS :

PART NO.	INDUCTANCE ( $\mu$ H)	TEST FREQ. (HZ)	RDC (Ohm) MAX.	IDC (A) MAX.	DIMENSIONS		Fig
					F m/m	W m/m	
S1823-100M8R0F	10 $\pm$ 20%	1K / 1V	0.009	8.0	14.0	1.2	A
S1823-250K6R0F	25 $\pm$ 10%	1K / 1V	0.022	6.0	14.0	1.0	A
S1823-500K4R0F	50 $\pm$ 10%	1K / 1V	0.036	4.0	14.0	1.0	A
S1823-101K3R0F	100 $\pm$ 10%	1K / 1V	0.090	3.0	9.0	1.0	B
S1823-251K2R0F	250 $\pm$ 10%	1K / 1V	0.150	2.0	9.0	1.0	B
S1823-501K1R2F	500 $\pm$ 10%	1K / 1V	0.300	1.2	9.0	1.0	B
S1823-102K1R0F	1000 $\pm$ 10%	1K / 1V	0.600	1.0	9.0	1.0	B



**RoHS Compliant**

NOTE : Specifications subject to change without notice. Please check our website for latest information.

22.08.2006



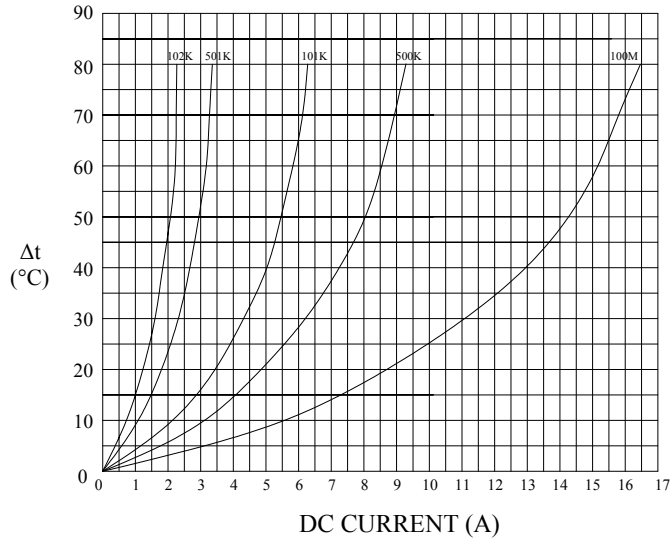
**TAI-TECH ADVANCED ELECTRONICS (S) PTE LTD**

# SPECIFICATION FOR APPROVAL

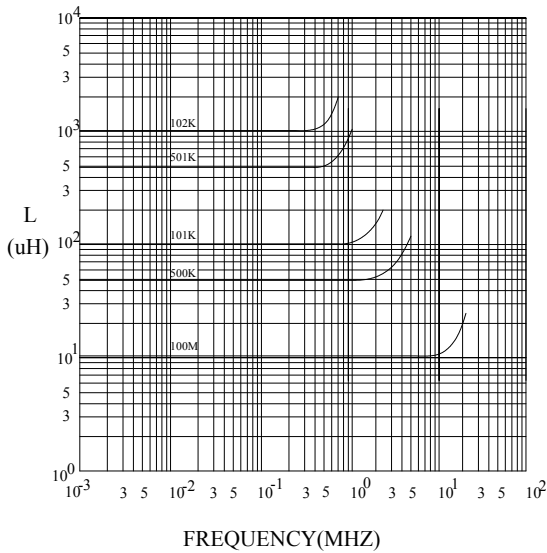
Product Name	RADIAL CHOKE COIL (LEAD FREE)	Page	3
Tai-Tech Part No.	S1823 STANDARD SERIES		

## 6. CHARACTERISTICS CURVES :

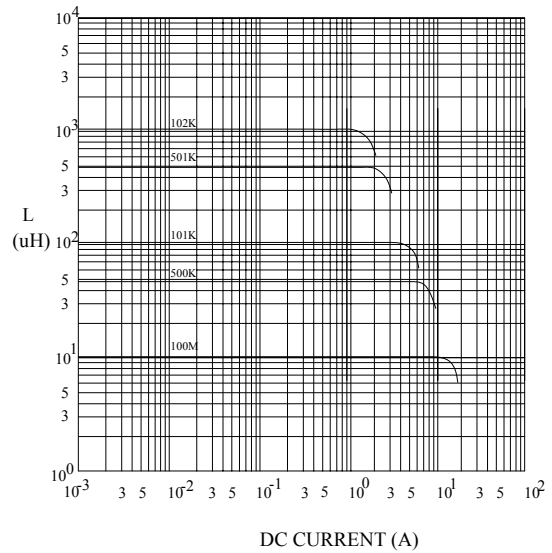
@ TEMP. RISE VS. DC SUPERPOSITION RESPONSE CURVE



@ INDUCTANCE VS. FREQUENCY RESPONSE CURVE



@ INDUCTANCE VS. DC SUPERPOSITION RESPONSE CURVE



**RoHS Compliant**

NOTE : Specifications subject to change without notice. Please check our website for latest information.

22.08.2006



**TAI-TECH ADVANCED ELECTRONICS (S) PTE LTD**