

SPECIFICATION FOR APPROVAL

| | | | |
|-------------------|-------------------------------|------|---|
| Product Name | RADIAL CHOKE COIL (LEAD FREE) | Page | 1 |
| Tai-Tech Part No. | S1112 STANDARD SERIES | | |

1. CONFIGURATION & DIMENSIONS :

MARKING :

" ● " : START

● 101----100μH (INDUCTANCE CODE)

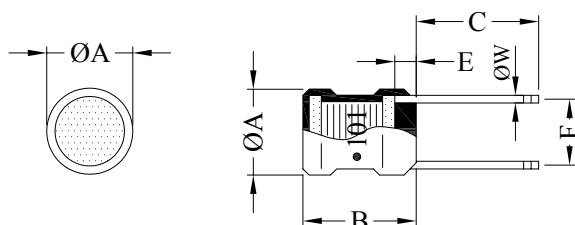


Fig : A (3.3uH - 47uH)

A : 11.7±0.8 m/m

B : 12.0±1.0 m/m

C : 15.0±5.0 m/m

E : 2.5 MAX. m/m

F : 9.0±1.0 (A) m/m
7.0±0.8 (B)

ØW : PER SPEC. (A) m/m
0.80 REF. (B)

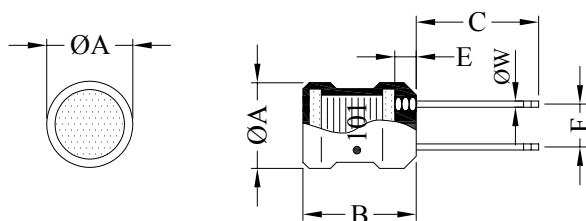
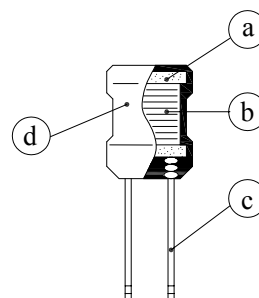
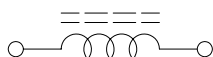


Fig : B (68uH - 15mH)

2. SCHEMATIC DIAGRAM :



3. MATERIALS :

| NO. | DESCRIPTION | SPECIFICATION | REMARK |
|-----|-------------|-----------------------|--------|
| a. | CORE | DR FERRITE CORE | |
| b. | WIRE | ENAMELLED COPPER WIRE | |
| c. | LEAD | TINNED COPPER WIRE | |
| d. | TUBE | SHRINKABLE TUBE | |

4. GENERAL SPECIFICATION :

a. TEMP. RISE : 20°C MAX. AT RATED CURRENT.

b. STORAGE TEMP. : -40°C ----- +125°C

c. OPERATING TEMP. : -25°C ----- +105°C



RoHS Compliant

NOTE : Specifications subject to change without notice. Please check our website for latest information.

22.08.2006



TAI-TECH ADVANCED ELECTRONICS (S) PTE LTD

SPECIFICATION FOR APPROVAL

| | | | |
|-------------------|-------------------------------|------|---|
| Product Name | RADIAL CHOKE COIL (LEAD FREE) | Page | 2 |
| Tai-Tech Part No. | S1112 STANDARD SERIES | | |

5. ELECTRICAL CHARACTERISTICS :

| PART NO. | INDUCTANCE (μ H) | TEST FREQ. (HZ) | Q REF. | TEST FREQ. (HZ) | SRF (MHZ) TYP. | RDC (Ohm) MAX. | IDC (A) MAX. | \emptyset W m/m |
|----------------|--------------------------|-----------------------|-----------|-----------------------|----------------------|----------------------|--------------------|----------------------|
| S1112-3R3M5R6F | 3.3 \pm 20% | 1K | 90 | 7.96M | 59.00 | 0.008 | 5.600 | 0.8 |
| S1112-4R7M4R7F | 4.7 \pm 20% | 1K | 100 | 7.96M | 45.00 | 0.009 | 4.700 | |
| S1112-6R8M3R9F | 6.8 \pm 20% | 1K | 80 | 7.96M | 34.00 | 0.012 | 3.900 | 0.7 |
| S1112-100M3R2F | 10.0 \pm 20% | 1K | 140 | 2.52M | 26.00 | 0.015 | 3.200 | |
| S1112-150M2R6F | 15.0 \pm 20% | 1K | 120 | 2.52M | 19.00 | 0.019 | 2.600 | |
| S1112-220K2R2F | 22.0 \pm 10% | 1K | 110 | 2.52M | 14.00 | 0.026 | 2.200 | |
| S1112-330K1R8F | 33.0 \pm 10% | 1K | 100 | 2.52M | 10.00 | 0.045 | 1.800 | 0.6 |
| S1112-470K1R5F | 47.0 \pm 10% | 1K | 90 | 2.52M | 8.30 | 0.056 | 1.500 | |
| S1112-680K1R2F | 68.0 \pm 10% | 1K | 80 | 2.52M | 6.70 | 0.092 | 1.200 | 0.8 |
| S1112-101K1R0F | 100.0 \pm 10% | 1K | 70 | 796K | 5.40 | 0.120 | 1.000 | |
| S1112-151KR82F | 150.0 \pm 10% | 1K | 70 | 796K | 4.30 | 0.200 | 0.820 | |
| S1112-221KR68F | 220.0 \pm 10% | 1K | 40 | 796K | 3.40 | 0.250 | 0.680 | |
| S1112-331KR55F | 330.0 \pm 10% | 1K | 40 | 796K | 2.70 | 0.420 | 0.550 | |
| S1112-471KR46F | 470.0 \pm 10% | 1K | 30 | 796K | 2.30 | 0.510 | 0.460 | |
| S1112-681KR38F | 680.0 \pm 10% | 1K | 30 | 796K | 1.90 | 0.790 | 0.380 | |
| S1112-102KR31F | 1000.0 \pm 10% | 1K | 40 | 252K | 1.60 | 1.300 | 0.310 | |
| S1112-152KR25F | 1500.0 \pm 10% | 1K | 30 | 252K | 1.30 | 1.700 | 0.250 | |
| S1112-222KR21F | 2200.0 \pm 10% | 1K | 60 | 252K | 1.10 | 2.900 | 0.210 | |
| S1112-332KR17F | 3300.0 \pm 10% | 1K | 50 | 252K | 0.90 | 3.700 | 0.170 | |
| S1112-472KR14F | 4700.0 \pm 10% | 1K | 50 | 252K | 0.76 | 5.600 | 0.140 | |
| S1112-682KR12F | 6800.0 \pm 10% | 1K | 60 | 252K | 0.65 | 9.400 | 0.120 | |
| S1112-103KR10F | 10000.0 \pm 10% | 1K | 80 | 79.6K | 0.53 | 12.000 | 0.100 | |
| S1112-153KR08F | 15000.0 \pm 10% | 1K | 70 | 79.6K | 0.41 | 15.000 | 0.082 | |



RoHS Compliant

NOTE : Specifications subject to change without notice. Please check our website for latest information.

22.08.2006



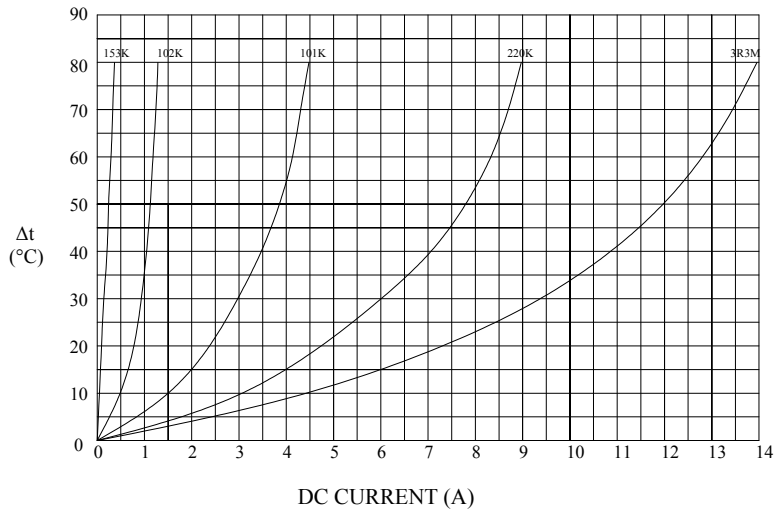
TAI-TECH ADVANCED ELECTRONICS (S) PTE LTD

SPECIFICATION FOR APPROVAL

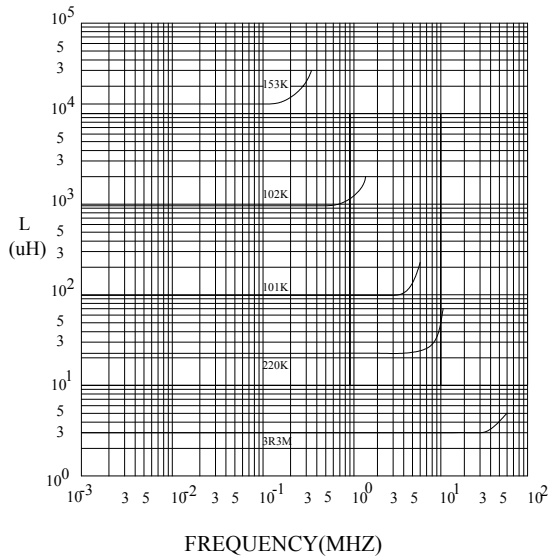
| | | | |
|-------------------|-------------------------------|------|---|
| Product Name | RADIAL CHOKE COIL (LEAD FREE) | Page | 3 |
| Tai-Tech Part No. | S1112 STANDARD SERIES | | |

6. CHARACTERISTICS CURVES :

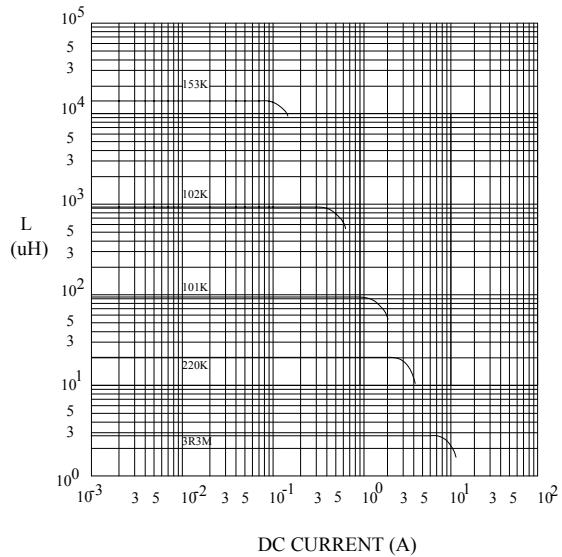
@ TEMP. RISE VS. DC SUPERPOSITION RESPONSE CURVE



@ INDUCTANCE VS. FREQUENCY RESPONSE CURVE



@ INDUCTANCE VS. DC SUPERPOSITION RESPONSE CURVE



RoHS Compliant

NOTE : Specifications subject to change without notice. Please check our website for latest information.

22.08.2006



TAI-TECH ADVANCED ELECTRONICS (S) PTE LTD